
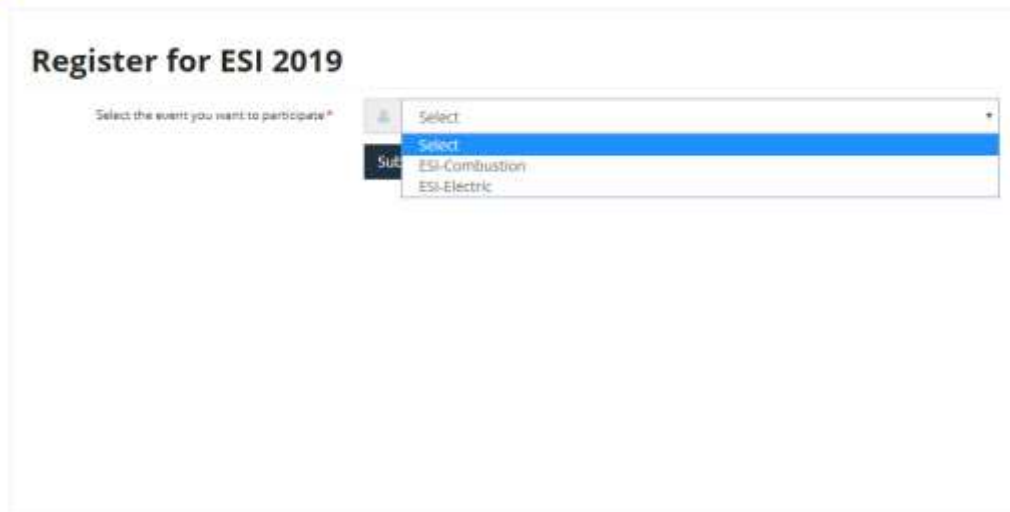


## ESI 2019 Registration Guideline

1. Open endurostudent.in to register for ESI 2019.



2. Click on "Register".
3. Here you have to select the event you want to participate in.



4. Select the desired event and click on submit.

Please follow **Registration Procedure for ESI-Combustion** and **Registration Procedure for ESI-Electric** for completion of registration process of the respective events

## ESI 2019 Registration Guideline

### Registration Procedure for ESI-Combustion.

1. You have two options. If you have participated in ESI earlier, please follow the steps below:
  - a. Please specify details from your last year's participation and click **"Proceed To Register For ESI 2019"**.

The screenshot shows the ESI-ESI registration interface. At the top, there is a navigation bar with 'Home', 'Formula Student India™', 'Enduro Student India', and 'Login'. The main content area contains a form with the following elements:

- A dropdown menu labeled 'What was your registered team name at ESI 2017?' with 'Prantha Racing' selected. Below it are 'Submit' and 'Cancel' buttons.
- A 'Team Name' input field containing 'Prantha Racing' with a note: 'You can change your team name later if you wish'.
- A 'College Name' input field containing 'Maharashtra Institute Of Technology Pune'.
- A 'Proceed To Register For ESI 2019' button.

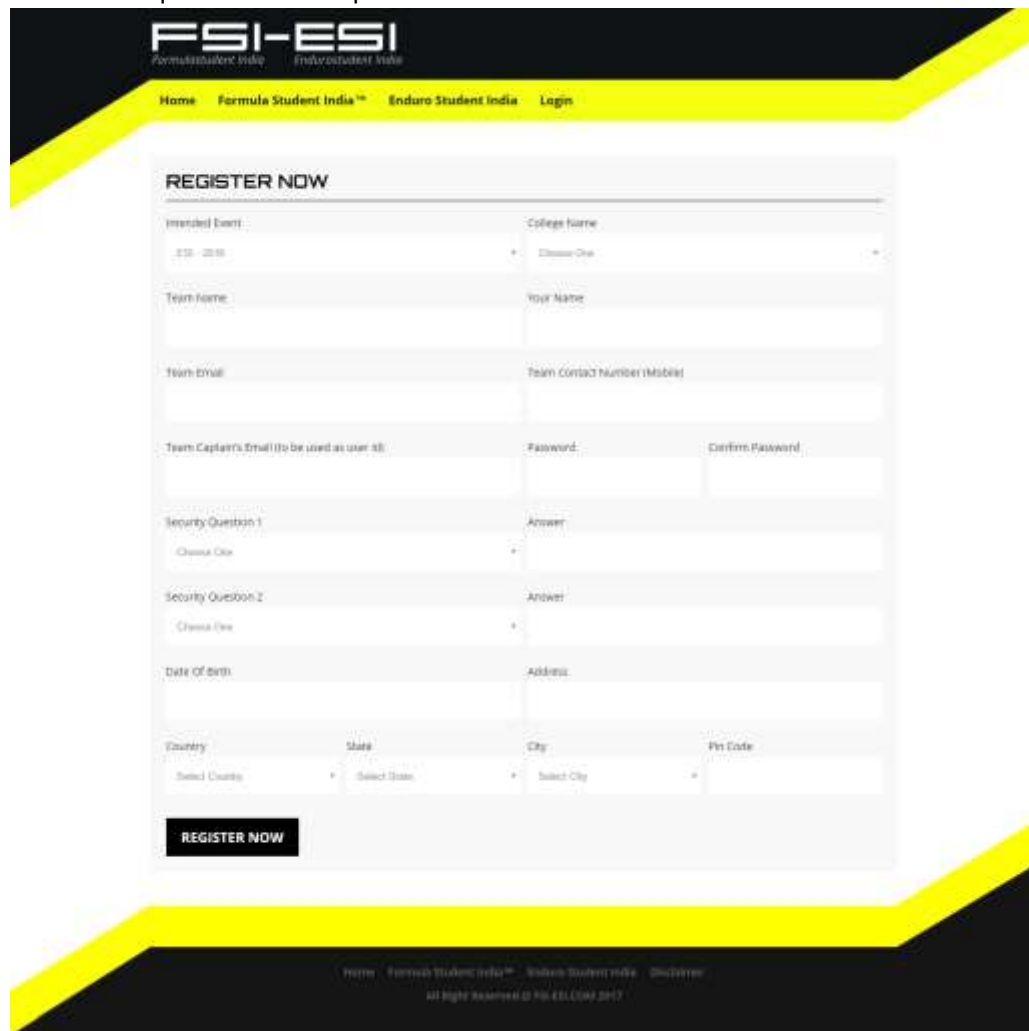
- b. Fill in the required details as shown below and also provide your last year's login details.

The screenshot shows the ESI-ESI registration interface with the following details:

- Input fields for 'Team Name of ESI 2017', 'College Name', 'Team Name of ESI 2018', and 'Preferred Car No of ESI 2018'. A note for the 2018 team name says 'Specify your team name for ESI 2018'.
- A section titled 'Team Captain's Log In Details at ESI 2017' with 'User ID' and 'Password' input fields. Notes indicate these are for login during ESI 2017.
- A section titled 'Team Contact Details' with 'Team Email' and 'Team Contact No (Mobile)' input fields. A note for the email says 'The name will be considered as registered email id for team'.
- A checkbox for 'I have read and agreed to the Terms & Condition' and a note: 'You can't register to any other platform of ESI 2019, at the time of registration'.
- A 'Register For ESI 2019' button.

## ESI 2019 Registration Guideline

- c. Go through the Terms & Conditions and click on the **“Register for ESI 2019”**.
  - d. **N.B:** For the seeded entries the Car # will be based on the ranking from 2018 event. Other teams will be given an option to choose from Car # 21-999.
  - e. **N.B 2:** All important event related communications will be sent to the registered mobile number.
2. For a new team which has not participated in ESI earlier, please follow the steps below:
- a. Fill in the required details as per the form.



The screenshot shows the registration form for ESI 2019. The form is titled "REGISTER NOW" and is part of the Formula Student India website. The form fields are as follows:

REGISTER NOW			
Intended Event: ESI - 2019	College Name: Choose One		
Team Name:	Your Name:		
Team Email:	Team Contact Number (Mobile):		
Team Captain's Email (to be used as user id):	Password: Confirm Password:		
Security Question 1: Choose One	Answer:		
Security Question 2: Choose One	Answer:		
Date Of Birth:	Address:		
Country: Select Country	State: Select State	City: Select City	Pin Code:
<b>REGISTER NOW</b>			

At the bottom of the page, there is a footer with the text: "Home Formula Student India™ Enduro Student India Login All rights reserved © FSI-ESI.COM 2017".

- b. Go through the Terms and Conditions.
- c. Click Register Now. Upon successful registration an email confirmation will be sent to official email id.
- d. **N.B:** All important event related communications will be sent to the registered mobile number.

## ESI 2019 Registration Guideline

### Registration Procedure for ESI-Electric.

1. Fill in the required details as per the form

**REGISTER**

Intended Exam:  
ESI-Electric-2019

College Name:  
Select an option  
\*Type "Not in The List" in case you do not find your college name.

Team Name

Team Email

Your Name

Your Contact Number (Mobile)

Team Captain's Email (to be used as user id)

Password

Confirm Password

Security Question 1  
Choose One

Answer

Security Question 2  
Choose One

Answer

Date Of Birth

I have read and agree to the Terms & Conditions.

Register Now

## ESI 2019 Registration Guideline

2. Go through the Terms and Conditions.
3. Click Register Now. Upon successful registration an email confirmation will be sent to official email id.
4. **N.B:** All important event related communications will be sent to the registered mobile number.