
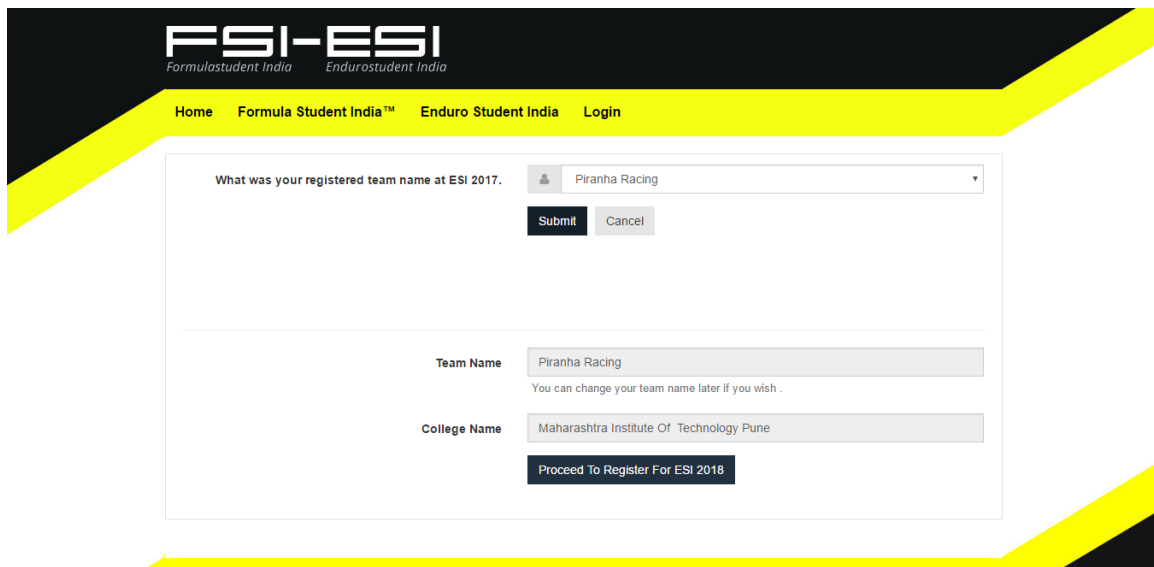


ESI 2018 Registration Guideline

1. Open endurostudent.in to register for ESI 2018.




2. Click on “Register”.
3. You have two options. If you have participated in ESI 2017, please follow the steps below:
 - a. Please specify details from your last year’s participation and click “Proceed To Register For ESI 2018”.



ESI 2018 Registration Guideline

- b. Fill in the required details as shown below and also provide your last year's login details.



[Home](#) [Formula Student India™](#) [Enduro Student India](#) [Login](#)

Team Name at ESI 2017

College Name

Team Name at ESI 2018

Specify your team name for ESI 2018.

Preferred Car No at ESI 2018

Team Captain's Log In Details at ESI 2017

User ID

The user id that used by team captain for log in to team portal during ESI 2017.

Password

The password used by team captain for log in to team portal during ESI 2017.

Team Contact Details

Team Email

The same will be considered as registered email id for team.

Team Contact No (Mobile)

Important notifications regarding event will be sent to this number.

I have read and agreed to the [Terms & Condition](#).

You are required to pay initial payment of INR 5750/- at the time of registration.

[Register For ESI 2018](#)

[Home](#) [Formula Student India™](#) [Enduro Student India](#) [Disclaimer](#)

All Right Reserved @ FSI-ESI.COM 2017

- c. Go through the Terms & Conditions and click on the “**Register for ESI 2018**”.
- d. **N.B:** For the seeded entries the Car # will be based on the ranking from 2017 event. Other teams will be given an option to choose from Car # 21-999.
- e. **N.B 2:** All important event related communications will be sent to the registered mobile number.
- f. Upon successful registration an invoice for full payment of INR 86250 will be sent to the registered email id for team and team captains email id. Teams who finished in top 20 of ESI 2017 are considered as “Seeded Entries” and are exempt from the selection quiz.

ESI 2018 Registration Guideline

- They can confirm their slot for ESI 2018 directly by paying the registration fees of INR 75,000/- (plus 15% service tax) within 0900 Hours of 6th March, 2017.
- g. If a team within top 20 of ESI 2017 who wishes to participate in ESI 2018 fails to pay the registration fees within 0900 Hours of 6th March, 2017 they will be stripped of the “Seeded Entry” status and would require to qualify for the competition by clearing the Selection Quiz. They would also be required to pay the application fees (see below) before 0900 hours on 20th March, 2017. If the application fees is not paid within the deadline, the team would not be allowed to take part in the Selection Quiz.
 - h. For a team that participated last year but are not seeded, only Application fees will be required to be paid by 6th march, 2017.
4. For a new team which has not participated in ESI 2017, please follow the steps below:
 - a. Fill in the required details as per the form.

FSI-ESI
Formulastudent India Endurostudent India

[Home](#) [Formula Student India™](#) [Enduro Student India](#) [Login](#)

REGISTER NOW

Intended Event ESI - 2018	College Name Choose One		
Team Name	Your Name		
Team Email	Team Contact Number (Mobile)		
Team Captain's Email (to be used as user id)	Password	Confirm Password	
Security Question 1 Choose One	Answer		
Security Question 2 Choose One	Answer		
Date Of Birth	Address		
Country Select Country	State Select State	City Select City	Pin Code

REGISTER NOW

[Home](#) [Formula Student India™](#) [Enduro Student India](#) [Disclaimer](#)
All Right Reserved @ FSI-ESI.COM 2017

ESI 2018 Registration Guideline

- b. Go through the Terms and Conditions.
- c. Click Register Now. Upon successful registration an invoice for payment of INR 5750/- as application fees will be sent to the registered email id for team and team captains email id. Payment of the application by 0900 hours 6th March, 2017 only will allow a team to participate in the Selection Quiz.
- d. **N.B:** All important event related communications will be sent to the registered mobile number.fe